

Hydracision®

Multi-Point Lubrication

Designed and Manufactured by Oil-Rite Corporation - www.oilrite.com



Operating Instructions

Priming

 to start priming.

 to stop priming when lines have filled.

Dispensing

 to start cycling.  to stop cycling.

  after power interruption or programming.

Indicators

Solid Green Light - Unit is cycling

Flashing Green Light - Unit is priming

Solid Red Light - Low oil level (shutdown pending)

Flashing Red Light - Shutdown due to low oil level

Home Screen counts down cycle times while running

Changing Cycle Times

Unit is factory set to 5 seconds "on" and 55 seconds "off". Injectors dispense a set amount of fluid only once during "on" time. For longer intervals between dispensing, adjust "off" time. The program must be deactivated to make changes.

Deactivate Program

 changes to Menu Screen.

  to "Stop".

 changes to Confirmation Screen.

 to "Yes" and returns to Menu Screen.

Change Interval

 to "Parameters".

 changes to Next Screen.

 changes to Cycle Screen.

Select "on" or "off" time with  .

Select digit or min/sec with  and  .

 allows changes.

Change values with  and  .

 accepts changes.

Activate Program

 changes to Menu Screen.

 to "Run" and changes to Confirmation Screen.

 to "Yes" and returns to Menu Screen.

 returns to Home Screen

Start Over

  to return to Home Screen at any time.

The program must be activated for the unit to dispense.



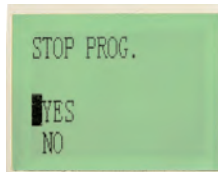
Buttons



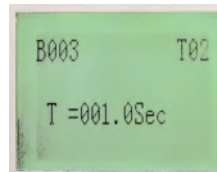
Home



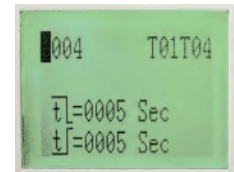
Menu



Confirmation



Next



Cycle

On
Off